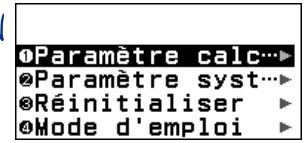



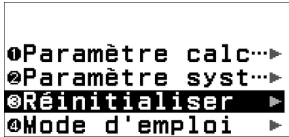


GRAPH LIGHT+ : Paramétrages

Pour tous les exemples ci-dessous, dans le menu **CALCUL**, appuyer sur **CONFIG**.



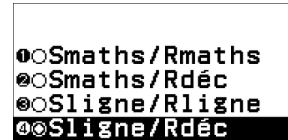
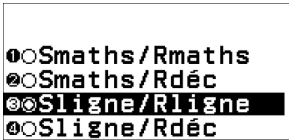

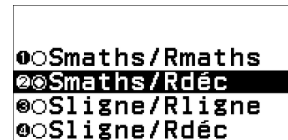

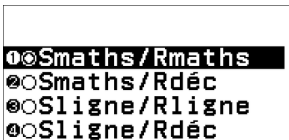
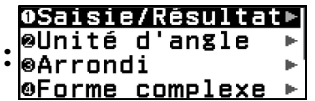
Réinitialiser la calculatrice :



Paramètre calcul :

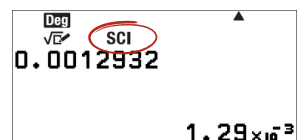

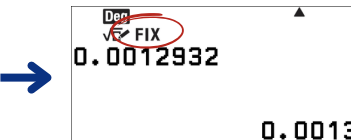

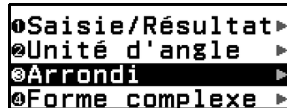


Mode de saisie (maths ou en ligne) et format du résultat (maths ou décimal) :



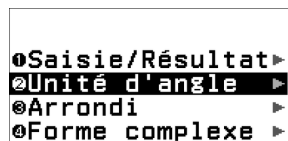
Arrondi :

Spécifie l'arrondi et l'écriture du format décimal.



Unité d'angle :

Degré ou Radian



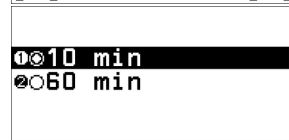
Paramètre système :



Contraste :



Extinction automatique : 10 ou 60 minutes.



Pol. multilignes : pour afficher plus de lignes lorsque le mode de saisie est Ligne

